

medartis®

PRECISION IN FIXATION

PRODUCT INFORMATION

Fore- and Midfoot System 2.0/2.3, 2.8

APTUS®
Foot



Fore- and Midfoot System 2.0/2.3, 2.8

Multidirectional and angular stable treatment
of the fore- and midfoot

Application

For the use in small bones, in particular in fractures, osteotomies and arthrodesis of the tarsals, metatarsals and phalanges.

Plate Features

- TriLock – multidirectional ($\pm 15^\circ$) and angular stable locking in each plate hole
- Low overall profile height
- Rounded edges and a smooth surface offer protection of the soft tissues
- Anatomically pre-contoured plate designs
- Plates may be cut and bent for a wide range of applications
- Plate holes are compatible with locking and cortical screws
- Offset screw holes result in a higher rotational stability and reduce the risk of bone splitting



Plate Designs

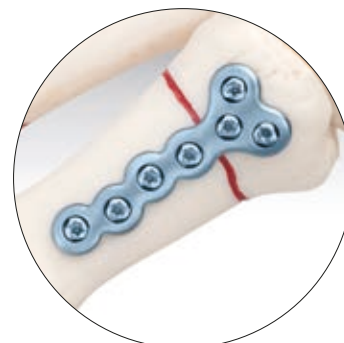
Straight Plate

- System 2.0/2.3 and 2.8
- Available as 4, 6 and 8 hole plates



T Plate

- System 2.0/2.3 and 2.8
- Available as 7 and 9 hole plates
- Plate design supports juxtaarticular application
- Increased subchondral stability achieved by a double row of screws in the plate-head area



Grid Plate

- System 2.0/2.3 and 2.8
- Available in three lengths
- Increased subchondral stability achieved by a double row of screws in the plate-head area



Wing Plate

- System 2.8
- Available in two sizes
- K-wire holes for 1.6 mm K-wires to assist with temporary plate fixation and verification of implant position

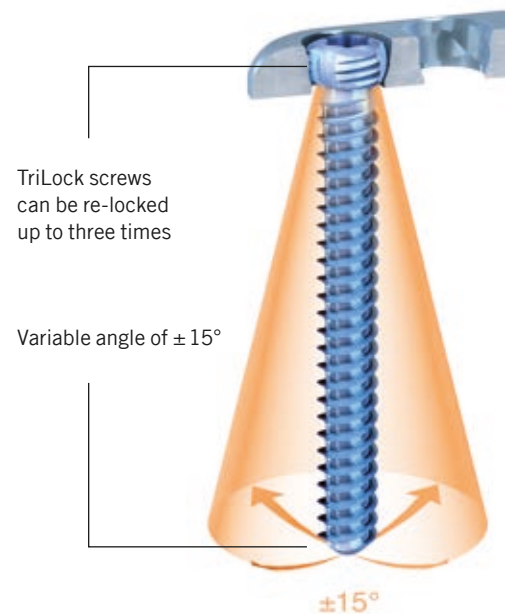
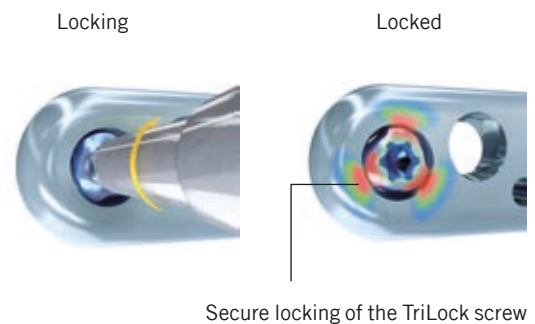


Technology, Biomechanics, Screw Features

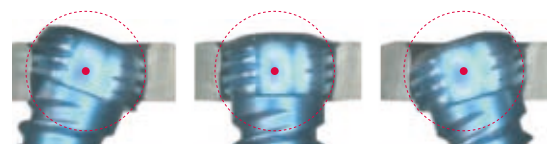
Multidirectional and angular stable TriLock locking technology

Technology

- TriLock locking technology – multidirectional locking of the screw in the plate
 - Spherical three-point wedge-locking
 - Friction locking through radial bracing of the screw head in the plate – without additional tensioning components
- Screws can pivot freely by $\pm 15^\circ$ in all directions for optimal positioning
- Fine tuning capabilities of fracture fragments
- TriLock screws can be re-locked in the same screw hole at individual angles up to three times
- Minimal screw head protrusion thanks to internal locking contour
- No cold welding between plate and screws

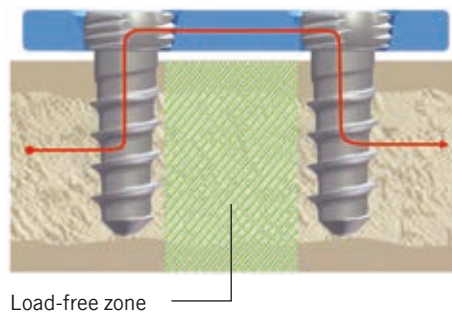


Minimal screw head protrusion



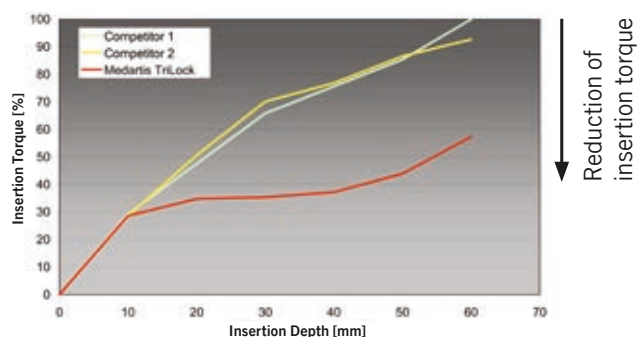
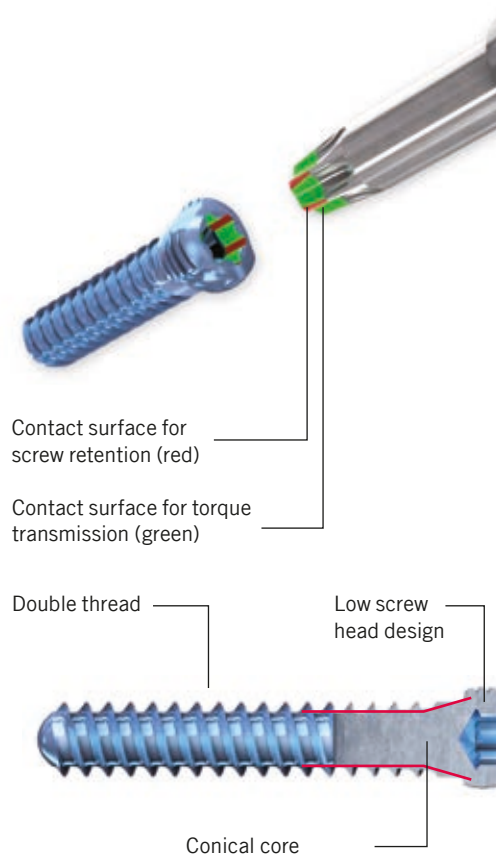
Biomechanics

- Internal fixator principle
 - Stable plate – screw construct allows the bridging of unstable zones
 - Improved vascularization of the periosteum due to low contact of the plate



Screw Features

- HexaDrive screw head design
 - Secure connection between screw and screwdriver
 - Increased torque transmission
 - Simplified screw pick-up due to patented self-holding technology
- Soft tissue protection due to smooth screw head design
- Atraumatic screw tip offers soft tissue protection when inserting screws bicortically
- Increased torsional, bending and shear stability due to conical core
- Precision cut thread profile for sharpness and self-tapping properties
- Double threaded TriLock screws reduce screw insertion time
- **Innovative screw design for all APTUS 2.8 screws ≥ 36 mm**
 - Screw shaft is slightly reduced in the mid section
 - Screw can be inserted with reduced torque without losing stability and the risk of screw stripping



Storage

- Modular concept
- Economic and compact system
- Easy to handle
- Customized kit arrangement
- Streamlined organization of implants and instruments



APTUS Foot 2.0/2.3 Implant Container

Art. No. A-0510 (incl. stickers, empty)



APTUS Foot 2.0/2.3 Implant Module

Art. No. A-6211 (excl. stickers, empty)



Upper module

Example of a fully equipped implant container A-0510.

APTUS Foot 2.8 Implant Container

Art. No. A-0520 (incl. stickers, empty)



APTUS Foot 2.8 Implant Module

Art. No. A-6211 (excl. stickers, empty)



Upper module

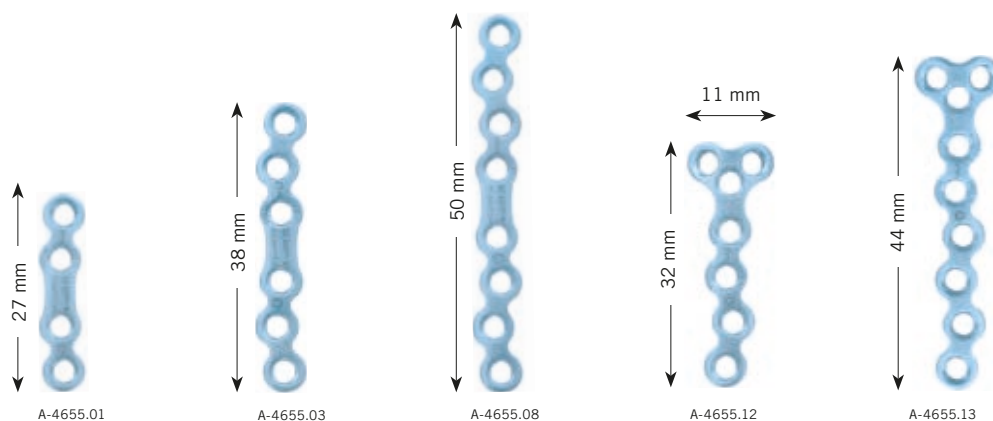
Example of a fully equipped implant container A-0520

Ordering Information

2.0/2.3 TriLock Plates

Material: Titanium (ASTM F67)

Plate thickness: 1.3 mm

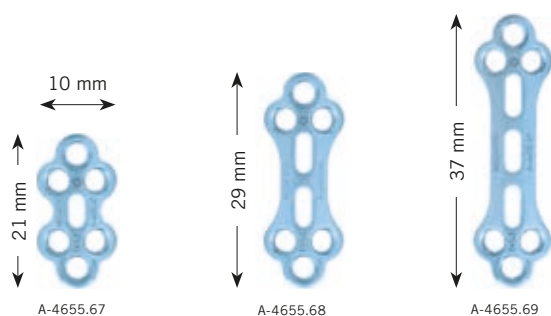


Art. No.	Description	Holes	Pieces/Pkg
A-4655.01	straight	4	1
A-4655.03	straight	6	1
A-4655.08	straight	8	1
A-4655.12	T	7 (3/4)	1
A-4655.13	T	9 (3/6)	1

2.0/2.3 TriLock Grid Plates

Material: Titanium (ASTM F67)

Plate thickness: 1.3 mm

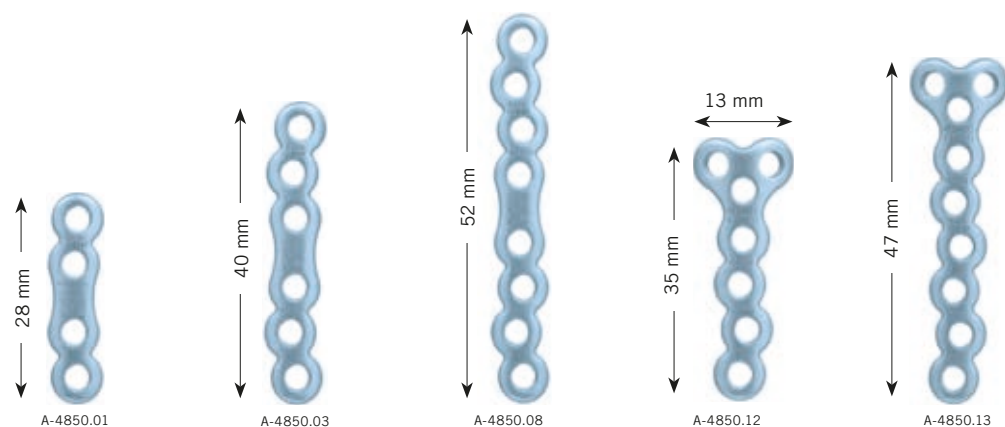


Art. No.	Description	Holes	Pieces/Pkg
A-4655.67	Grid	6 (3+3)	1
A-4655.68	Grid	6 (3+3)	1
A-4655.69	Grid	6 (3+3)	1

2.8 TriLock Plates

Material: Titanium (ASTM F67)

Plate thickness: 1.6 mm

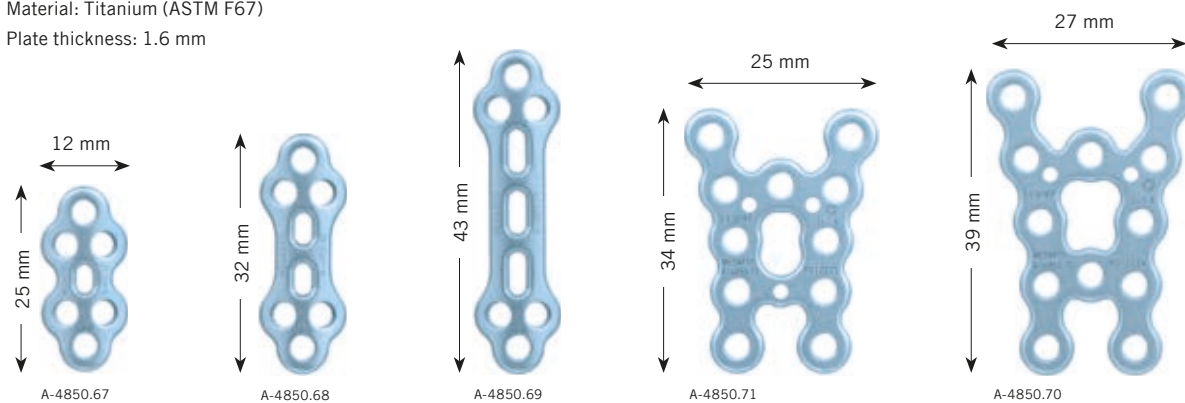


Art. No.	Description	Holes	Pieces/Pkg
A-4850.01	straight	4	1
A-4850.03	straight	6	1
A-4850.08	straight	8	1
A-4850.12	T	7 (2/5)	1
A-4850.13	T	9 (2/7)	1

2.8 TriLock Grid /Wing Plates

Material: Titanium (ASTM F67)

Plate thickness: 1.6 mm



Art. No.	Description	Holes	Pieces/Pkg
A-4850.67	Grid	6 (3+3)	1
A-4850.68	Grid	6 (3+3)	1
A-4850.69	Grid	6 (3+3)	1
A-4850.70	Wing, large	12	1
A-4850.71	Wing, small	11	1

2.0 TriLock Screws, HexaDrive 6

Material: Titanium (ASTM F136)



Length	Art. No.	Pieces/Pkg	Art. No.	Pieces/Pkg
6 mm	A-5450.06/1	1	A-5450.06	5
7 mm	A-5450.07/1	1	A-5450.07	5
8 mm	A-5450.08/1	1	A-5450.08	5
9 mm	A-5450.09/1	1	A-5450.09	5
10 mm	A-5450.10/1	1	A-5450.10	5
11 mm	A-5450.11/1	1	A-5450.11	5
12 mm	A-5450.12/1	1	A-5450.12	5
13 mm	A-5450.13/1	1	A-5450.13	5
14 mm	A-5450.14/1	1	A-5450.14	5
16 mm	A-5450.16/1	1	A-5450.16	5
18 mm	A-5450.18/1	1	A-5450.18	5
20 mm	A-5450.20/1	1	A-5450.20	5
22 mm	A-5450.22/1	1	A-5450.22	5
24 mm	A-5450.24/1	1	A-5450.24	5
26 mm	A-5450.26/1	1	A-5450.26	5
28 mm	A-5450.28/1	1	A-5450.28	5
30 mm	A-5450.30/1	1	A-5450.30	5

2.3 Cortical Screws, HexaDrive 6

Material: Titan (ASTM F136)



Length	Art. No.	Pieces/Pkg	Art. No.	Pieces/Pkg
6 mm	A-5500.06/1	1	A-5500.06	5
7 mm	A-5500.07/1	1	A-5500.07	5
8 mm	A-5500.08/1	1	A-5500.08	5
9 mm	A-5500.09/1	1	A-5500.09	5
10 mm	A-5500.10/1	1	A-5500.10	5
11 mm	A-5500.11/1	1	A-5500.11	5
12 mm	A-5500.12/1	1	A-5500.12	5
13 mm	A-5500.13/1	1	A-5500.13	5
14 mm	A-5500.14/1	1	A-5500.14	5
15 mm	A-5500.15/1	1	A-5500.15	5
16 mm	A-5500.16/1	1	A-5500.16	5
17 mm	A-5500.17/1	1	A-5500.17	5
18 mm	A-5500.18/1	1	A-5500.18	5
19 mm	A-5500.19/1	1	A-5500.19	5
20 mm	A-5500.20/1	1	A-5500.20	5
21 mm	A-5500.21/1	1	A-5500.21	5
22 mm	A-5500.22/1	1	A-5500.22	5
23 mm	A-5500.23/1	1	A-5500.23	5
24 mm	A-5500.24/1	1	A-5500.24	5
26 mm	A-5500.26/1	1	A-5500.26	5
28 mm	A-5500.28/1	1	A-5500.28	5
30 mm	A-5500.30/1	1	A-5500.30	5
32 mm	A-5500.32/1	1	A-5500.32	5
34 mm	A-5500.34/1	1	A-5500.34	5

2.8 TriLock Screws, HexaDrive 7

Material: Titanium (ASTM F136)



Length	Art. No.	Pieces/Pkg	Art. No.	Pieces/Pkg
8 mm	A-5850.08/1	1	A-5850.08	5
10 mm	A-5850.10/1	1	A-5850.10	5
12 mm	A-5850.12/1	1	A-5850.12	5
14 mm	A-5850.14/1	1	A-5850.14	5
16 mm	A-5850.16/1	1	A-5850.16	5
18 mm	A-5850.18/1	1	A-5850.18	5
20 mm	A-5850.20/1	1	A-5850.20	5
22 mm	A-5850.22/1	1	A-5850.22	5
24 mm	A-5850.24/1	1	A-5850.24	5
26 mm	A-5850.26/1	1	A-5850.26	5
28 mm	A-5850.28/1	1	A-5850.28	5
30 mm	A-5850.30/1	1	A-5850.30	5
32 mm	A-5850.32/1	1	A-5850.32	5
34 mm	A-5850.34/1	1	A-5850.34	5
36 mm	A-5850.36/1	1	A-5850.36	5
38 mm	A-5850.38/1	1	A-5850.38	5
40 mm	A-5850.40/1	1	A-5850.40	5
45 mm	A-5850.45/1	1	A-5850.45	5

2.8 Cortical Screws, HexaDrive 7

Material: Titanium (ASTM F136)



Length	Art. No.	Pieces/Pkg	Art. No.	Pieces/Pkg
8 mm	A-5800.08/1	1	A-5800.08	5
10 mm	A-5800.10/1	1	A-5800.10	5
12 mm	A-5800.12/1	1	A-5800.12	5
14 mm	A-5800.14/1	1	A-5800.14	5
16 mm	A-5800.16/1	1	A-5800.16	5
18 mm	A-5800.18/1	1	A-5800.18	5
20 mm	A-5800.20/1	1	A-5800.20	5
22 mm	A-5800.22/1	1	A-5800.22	5
24 mm	A-5800.24/1	1	A-5800.24	5
26 mm	A-5800.26/1	1	A-5800.26	5
28 mm	A-5800.28/1	1	A-5800.28	5
30 mm	A-5800.30/1	1	A-5800.30	5
32 mm	A-5800.32/1	1	A-5800.32	5
34 mm	A-5800.34/1	1	A-5800.34	5
36 mm	A-5800.36/1	1	A-5800.36	5
38 mm	A-5800.38/1	1	A-5800.38	5
40 mm	A-5800.40/1	1	A-5800.40	5
45 mm	A-5800.45/1	1	A-5800.45	5

12 | Fore- and Midfoot System 2.0/2.3, 2.8

Twist Drill Ø 1.6 mm



Art. No.	System Size	Stop	Length	Drill Shaft End	Pieces/Pkg
A-3434	2.0	30 mm	86 mm	AO Quick Coupling	1

Twist Drill Ø 1.9 mm



Art. No.	System Size	Stop	Length	Drill Shaft End	Pieces/Pkg
A-3530	2.3	35 mm	91 mm	AO Quick Coupling	1

Twist Drill Ø 2.35 mm (for Gliding Hole)



Art. No.	System Size	Stop	Length	Drill Shaft End	Pieces/Pkg
A-3531	2.3	10 mm	66 mm	AO Quick Coupling	1

Twist Drill Ø 2.35 mm



Art. No.	System Size	Stop	Length	Drill Shaft End	Pieces/Pkg
A-3832	2.8	50 mm	101 mm	AO Quick Coupling	1

Twist Drill Ø 2.9 mm (for Gliding Hole)



Art. No.	System Size	Stop	Length	Drill Shaft End	Pieces/Pkg
A-3834	2.8	10 mm	61 mm	AO Quick Coupling	1

Countersink for Cortical Screws



Art. No.	System Size	Ø	Length	Shaft End	Pieces/Pkg
A-3835	2.8	3.7 mm	45 mm	AO Quick Coupling	1

Screwdrivers, Self-Holding



A-2610



A-2810

Art. No.	System Size	Interface	Length	Pieces/Pkg
A-2610	2.0/2.3	HD6	153 mm	1
A-2810	2.8	HD7	166 mm	1

Handle with Quick Connector



Art. No.	Length	for shaft end	Pieces/Pkg
A-2070	119 mm	AO Quick Coupling	1

Drill Guides / Drill Sleeve



A-2021



A-2022



A-2826


Art. No.	System Size	Description	Length	Pieces/Pkg
A-2021	2.0/2.3, 2.8		147 mm	1
A-2022	2.0/2.3, 2.8	for lag screws	150 mm	1
A-2826	2.5/2.8	self-holding	34 mm	1

Depth Gauge



Art. No.	System Size	Length	Pieces/Pkg
A-2031	2.0-2.8	189 mm	1

Plate Cutting Pliers



Art. No.	System Size	Length	Pieces/Pkg
A-2045	2.0–3.5	218 mm	1

Plate Bending Pliers



Art. No.	System Size	with Pins	Length	Pieces/Pkg
A-2047	2.0–2.8	with Pins	158 mm	1

Plate Holding Forceps



Art. No.	System Size	Length	Pieces/Pkg
A-2050	2.0–3.5	122 mm	1

Sterilizing Case



Art. No.	Description	Pieces/Pkg
A-6040	260 x 270 x 120 mm	1
A-6024	lid for A-6040	1

Instrument Trays



A-6026




A-6029



A-6030

Art. No.	Description	Pieces/Pkg
A-6026	lower «1»	1
A-6029	middle «2» for A-6026	1
A-6030	upper «3» for A-6026	1

Lid for Instrument Tray



Art. No.	Description	Pieces/Pkg
A-6002	APTUS Foot 2.0–2.8 for A-6026	1

FOOT-01000006_v3 / © 2016-06, Medartis AG, Switzerland. All technical data subject to alteration.

HEADQUARTERS

Medartis AG | Hochbergerstrasse 60E | 4057 Basel/Switzerland
P +41 61 633 34 34 | F +41 61 633 34 00 | www.medartis.com

USA

Medartis Inc. | 224 Valley Creek Boulevard, Suite 100 | Exton, PA 19341
P +1 610 961 6101 | Toll free 877 406 BONE (2663) | F +1 610 644 2200

SUBSIDIARIES

Australia | Austria | France | Germany | Mexico | New Zealand | Poland | UK | USA

For detailed information regarding our subsidiaries and distributors, please visit www.medartis.com