

medartis

PRECISION IN FIXATION

INSTRUCTIONS

Assembly / Disassembly



APTUS

Contents

Dismantling Multi-Part Instruments

Page	Art. No.	Description	Applicable for
Gauges			
3	A-2031	2.0-2.8 Depth Gauge	A-2030, A-2032, A-2730, A-2837
4	A-2836	2.8 Depth Gauge	A-2930, A-2931
Handles			
5	A-2073	Cannulated Handle with Quick Connector, AO	A-8000.10, A-8000.20
Guides			
6	A-2038	2.2/3.0 Drill Stop for A-3738, A-3838	
7	A-2095.1	Aiming Device, Frame with Handle	
	A-2095.2	Aiming Device, Drill Stop	
	A-2095.3	Aiming Device, Trigger With Target Tip	
	A-2095.4	Aiming Device, Drill Guide 2.8	
10	A-2791.10	Saw Guide 45°	A-2791.20
11	A-2791.30	Compression Element	
12	A-2794	Instrument for Restoration of the Volar Tilt 2.5	
12	A-2823.01	Drill Guide Block Clavicle Superior Lateral, L	A-2823.02, A-2923.01, A-2923.02
Containers			
13	A-6000	Base Frame Modular Implant Container	A-04xx, A-05xx, A-07xx, A-08xx

Symbol



Instruments must be lubricated during reprocessing, refer to instructions for use.

For further information regarding the Medartis product lines, please visit www.medartis.com

Dismantling Multi-Part Instruments

Gauges

A-2030	1.2–2.3 Depth Gauge
A-2031*	2.0–2.8 Depth Gauge
A-2032	2.0/2.3 Depth Gauge
A-2730	2.5 Depth Gauge
A-2837	2.8 Depth Gauge


1



2



3



* Pictured article

Gauges

A-2836*	2.8 Depth Gauge
A-2930	3.5/4.0 Depth Gauge
A-2931	3.5/4.0 Depth Gauge

1



2



3



* Pictured article

Handles

A-2073*	Cannulated Handle with Quick Connector, AO
A-8000.10	Cannulated Handle with Quick Connector, AO
A-8000.20	Cannulated Handle with Quick Connector, AO

1



2



3




* Pictured article


Guides

A-2038 2.2/3.0 Drill Stop for A-3738, A-3838

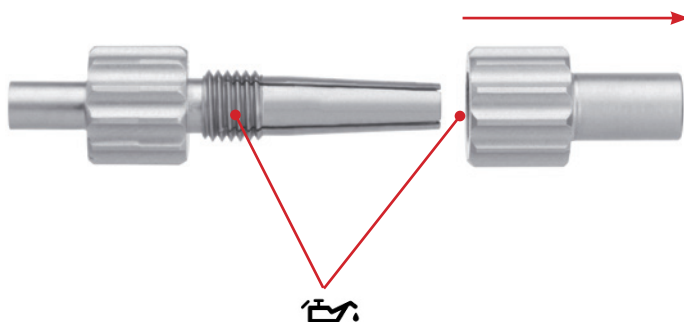
1



2




3



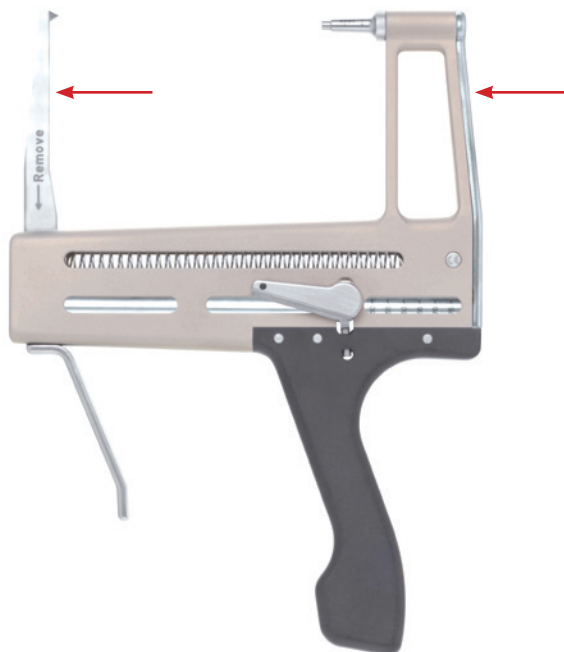
Guides

- A-2095.1 Aiming Device, Frame with Handle
- A-2095.2 Aiming Device, Drill Stop
- A-2095.3 Aiming Device, Trigger with Target Tip
- A-2095.4 Aiming Device, Drill Guide 2.8

1



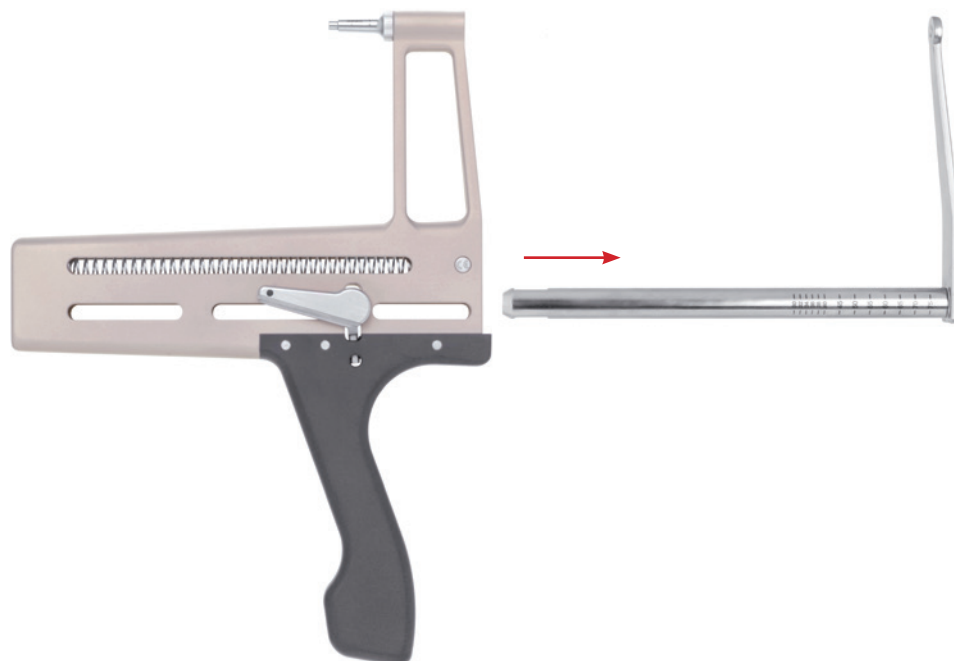
2




3



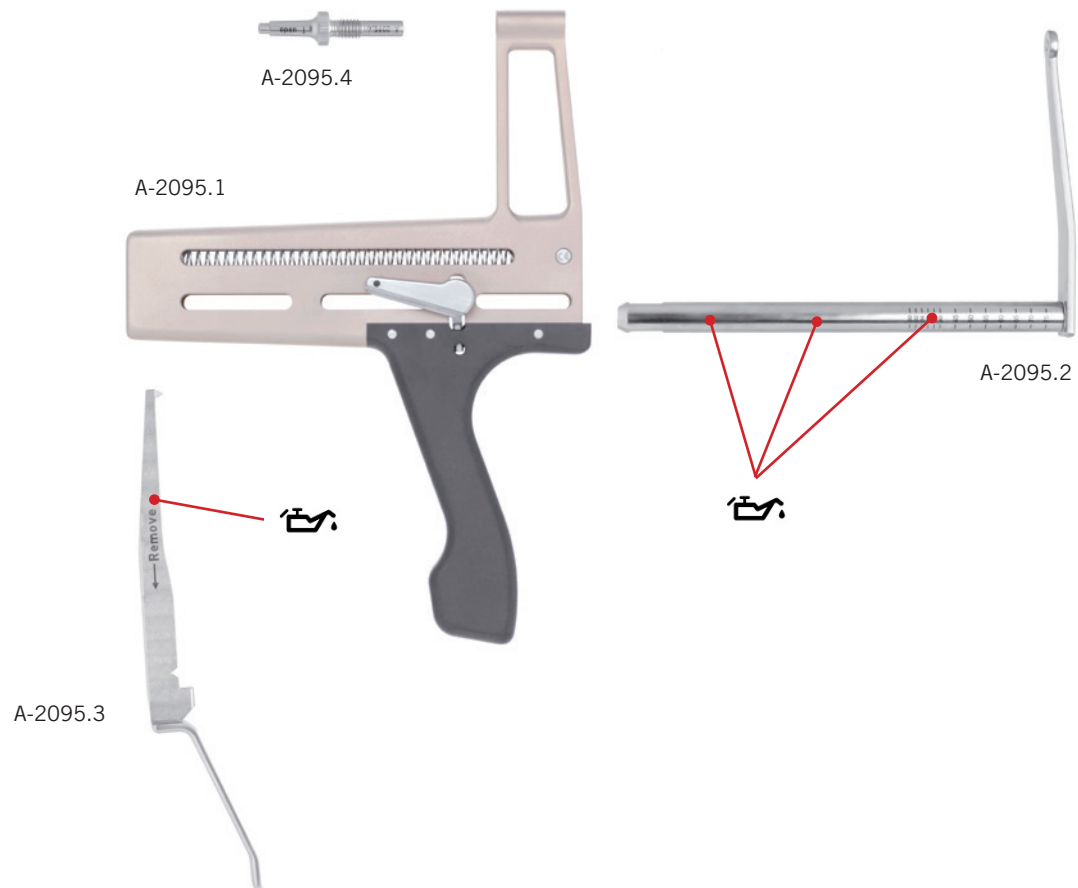
4



5




6



Guides


A-2791.10* Saw Guide 45°
A-2791.20 Saw Guide 90°

1




No disassembling is needed for cleaning, disinfection and sterilization of the articles A-2791.10 and A-2791.20. These processes can be done with the articles assembled.


2



3



4



* Pictured article

Guides

A-2791.30 Compression Element

1

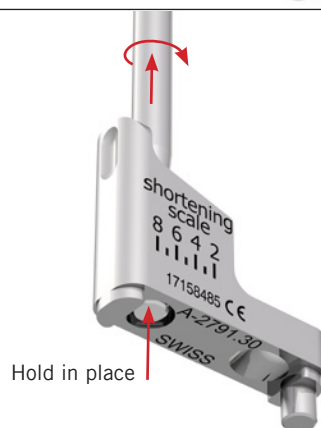


No disassembling is needed for cleaning, disinfection and sterilization of the article A-2791.30. These processes can be done with the article assembled.

2



3



4




Guides

A-2794 Instrument for Restoration of the Volar Tilt 2.5

1



2



Guides

A-2823.01 Drill Guide Block Clavicle Superior Lateral, L
 A-2823.02* Drill Guide Block Clavicle Superior Lateral, R
 A-2923.01 Drill Guide Block, Proximal Humerus, L
 A-2923.02 Drill Guide Block, Proximal Humerus, R

1



2




* Pictured article


Containers

A-6000*	Base Frame Modular Implant Container
A-04xx	Implant Container Radial Head 2.0
A-05xx	Implant Container Foot 2.0, 2.3, 2.8
A-07xx	Implant Container Radius 2.5
A-08xx	Implant Container Hand 1.2, 1.5, 2.0, 2.3

1



2



* Pictured article

3



4



CORP-00000206_v1 / © 2023-01, Medartis AG, Switzerland. All technical data subject to alteration.

MANUFACTURER & HEADQUARTERS

Medartis AG | Hochbergerstrasse 60E | 4057 Basel / Switzerland

P +41 61 633 34 34 | F +41 61 633 34 00 | www.medartis.com

USA

Medartis Inc. | 1195 Polk Drive | Warsaw IN 46582

P +1 574 376 2404 | Toll free 877 406 BONE (2663) | F +1 574 966 1396

SUBSIDIARIES

Australia | Austria | Brazil | France | Germany | Japan | Mexico | New Zealand | Poland | Spain | UK | USA

For detailed information regarding our subsidiaries and distributors, please visit www.medartis.com



Disclaimer: This information is intended to demonstrate the Medartis portfolio of medical devices. A surgeon must always rely on her or his own professional clinical judgement when deciding whether to use a particular product when treating a particular patient. Medartis is not giving any medical advice. The devices may not be available in all countries due to registration and/or medical practices. For further questions, please contact your Medartis representative (www.medartis.com). This information contains products with CE and/or UKCA marking. All pictures shown are for illustration purposes only and may not be an exact representation of the product. For US only: Federal law restricts this device to sale by or on the order of a physician.